

HOW TO BECOME A NEW MEMBER OR RENEW MEMBERSHIP

This guide sets out, how to apply to become a member of the GSDL Working Dog Group (GSDL-WDG) and deal with renewals.

SECTION 1 - BECOMING A NEW WDG MEMBER

PART 1 – GSDL Membership

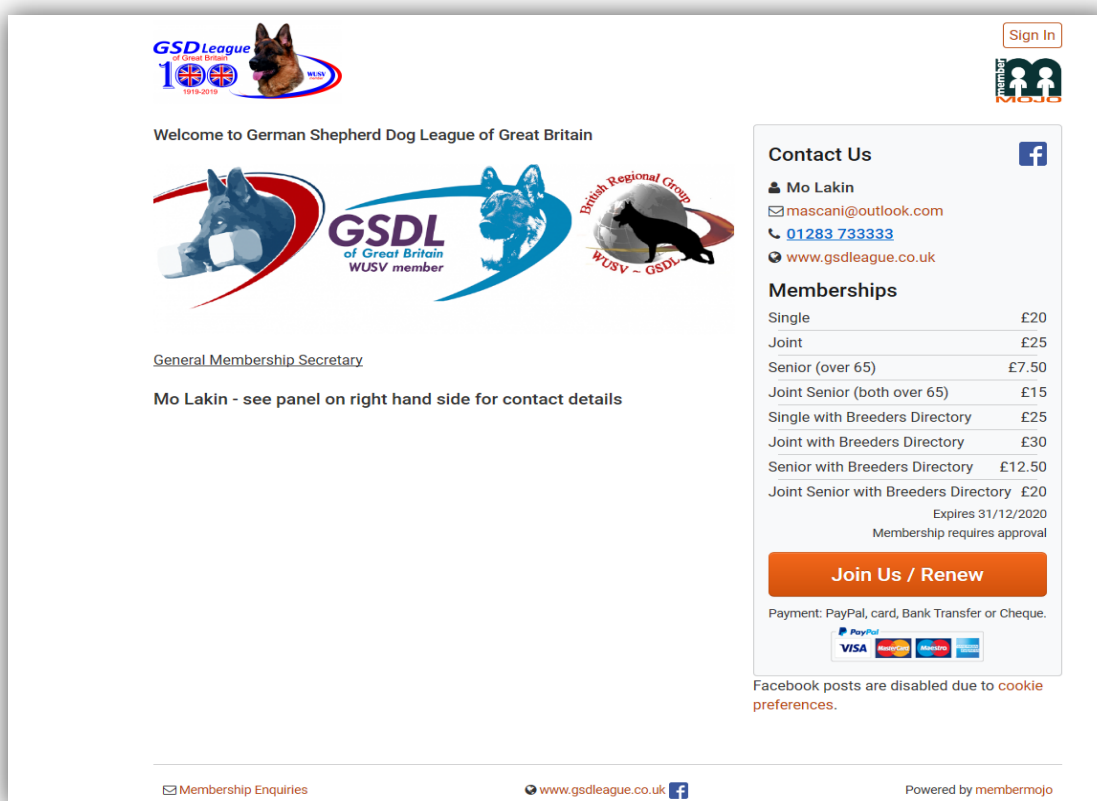
Members of any GSDL-WDG branch clubs, must join the GSDL-WDG.

In order for you to become a WDG member you must at first join the German Shepherd Dog League of Great Britain (GSDL). This is also to ensure compliance with GDPR.

You may either log on to www.gsdleague.co.uk/ and follow the link to GSDL membership or go direct to the membership site: www.membermojo.co.uk/gsd/

1. Log on to the GSDL Member Mojo: www.membermojo.co.uk/gsd/

Welcome Screen



The screenshot shows the 'Welcome to German Shepherd Dog League of Great Britain' page. It features the GSDL 100th Anniversary logo (1919-2019) and the GSDL of Great Britain WUSV member logo. A 'Sign In' button is in the top right corner. Below the welcome message, it says 'General Membership Secretary' and 'Mo Lakin - see panel on right hand side for contact details'. On the right, there is a 'Contact Us' panel for Mo Lakin with email, phone, and website information. Below that is a 'Memberships' table with various options and prices. At the bottom right, there is a 'Join Us / Renew' button and payment options (PayPal, card, Bank Transfer or Cheque). A note at the bottom states 'Facebook posts are disabled due to cookie preferences'.

Welcome to German Shepherd Dog League of Great Britain

General Membership Secretary

Mo Lakin - see panel on right hand side for contact details

Contact Us

Mo Lakin
 Email: mascani@outlook.com
 Phone: 01283 733333
 Website: www.gsdleague.co.uk

Memberships

| | |
|--------------------------------------|--------|
| Single | £20 |
| Joint | £25 |
| Senior (over 65) | £7.50 |
| Joint Senior (both over 65) | £15 |
| Single with Breeders Directory | £25 |
| Joint with Breeders Directory | £30 |
| Senior with Breeders Directory | £12.50 |
| Joint Senior with Breeders Directory | £20 |

Expires 31/12/2020
 Membership requires approval

Join Us / Renew


Payment: PayPal, card, Bank Transfer or Cheque.

Facebook posts are disabled due to cookie preferences.


Membership Enquiries | www.gsdleague.co.uk | Powered by membermojo

2. Select Join Us / Renew

[Sign In](#)



Contact Us



Mo Lakin
✉ mascani@outlook.com
☎ [01283 733333](tel:01283733333)
🌐 www.gsdleague.co.uk






Memberships

| | |
|--------------------------------------|--------|
| Single | £20 |
| Joint | £25 |
| Senior (over 65) | £7.50 |
| Joint Senior (both over 65) | £15 |
| Single with Breeders Directory | £25 |
| Joint with Breeders Directory | £30 |
| Senior with Breeders Directory | £12.50 |
| Joint Senior with Breeders Directory | £20 |

Expires 31/12/2020
Membership requires approval

[Join Us / Renew](#)

Payment: PayPal, card, Bank Transfer or Cheque.



Facebook posts are disabled due to [cookie preferences](#).

Click here

As there are six (6) types of GSDL-WDG membership available, but only 4 GSDL memberships, if you are applying for "Family" choose Joint GSDL £25 from the above and for Joint Single & Senior choose Single GSDL £20 + Senior GSDL £7.50 from the options above.

3. Fill in the new membership application

Enter your personal details, name, address and contact details including your email address.

Select the required membership from the drop down:

Single £20

Joint £25

Senior (over 65) £7.50

Joint Senior (both over 65) £15

Single with Breeders Directory £25

Joint with Breeders Directory £30

Senior with Breeders Directory £12.50

Joint Senior with Breeders Directory £20

GSD League of Great Britain 100 1919-2019

New Membership Application

You are applying for a new membership with German Shepherd Dog League of Great Britain. Please provide us with some information about you.

If you are renewing an existing or recently expired membership please [Sign In](#). Signing in does not require a password.

*** Title** *** First name** *** Last name**

— select —

*** Email**

*** Membership**

— select —

Date of birth **Contact number** **Mobile number**

dd/mm/yyyy

House name/number and street **Town** **County**

Postcode

Photo

Change Photo

Missing Photo

Photo is optional

If you have selected a "breeders directory" membership please include your kennel name here

Breeder's Directory

The Breeders Directory costs £5 per year and is displayed on our website and published in our magazine. If you have chosen membership which includes subscription to the breeders directory please insert your affix here

☐ **Magazine**

Your bi-annual magazine will be sent to you by post to the address in your membership details. Please be sure to keep it up to date. If you would prefer to receive your magazine by e-mail in PDF format please select yes here.

If you prefer to receive your magazine by email, please tick this box

As a working dog group member, please tick this box

☐ **Are you a Working Dog Group Member?**

Working Dog Group Members must apply for / renew their membership directly with the Working Dog Group Membership Secretary - please see the WDG website for details. If you are a WDG member please select yes here - this will help us and the WDG to communicate directly with you using the e-mail address in your membership details and your magazine will be distributed through your club secretary unless you have opted for a PDF magazine <https://www.gsdleague-workingbranch.com/>

*** Members Interests - I am active in / interested in:**

- ☐ Breeding
- ☐ Showing
- ☐ IPO
- ☐ Agility
- ☐ Herding
- ☐ Obedience

Please tell us a little about your connection with the GSD so we can keep in touch with you about activities which may be of particular interest to you.

Select one activity you are interested in:
IPO

If you would like to make a donation, please enter the amount here

The screenshot shows a form with the following elements: a 'Donation (£)' label above an empty text box; a checkbox followed by the text '* Membership Rules and Regulations'; a line of text stating 'I / We agree to be bound by the rules, regulations and constitution of the German Shepherd Dog League of Great Britain'; a label 'Email 2 (mailing list only)' above another empty text box; and two buttons at the bottom right, 'Next' (orange) and 'Cancel' (red). A blue arrow points from the top callout box to the donation text box. Another blue arrow points from the bottom callout box to the checkbox. A third blue arrow points from the right callout box to the 'Next' button.

Donation (£)

☐ * **Membership Rules and Regulations**

I / We agree to be bound by the rules, regulations and constitution of the German Shepherd Dog League of Great Britain

Email 2 (mailing list only)

Next

Cancel

To proceed you MUST tick the membership Rules and Regulations, these can be found on the GSDL website under the heading THE GSDL and include:

GSDL Code of Ethics




GSDL Constitution

GSDL Privacy Policy

GSDL Social Media Policy


Once the form is complete, click on NEXT

4. Confirm your Details



Confirm Your Membership Details

This application requires approval by German Shepherd Dog League of Great Britain. Please review your details then click **Send For Approval**.



Missing Photo

Title: Mr
Name: Joe Bloggs
Email: Joebloggs@icloud.com
Date of birth: Tue 25 Mar 1980
Contact number: 01216025262
Mobile number: 07788866999
Address: 5 Road name
Town
County
B66 5AD
Breeder's Directory: _
Magazine: yes
Are you a Working Dog Group Member?: yes
Members Interests - I am active in / interested in: IPO
Donation (£): _
Email 2 (mailing list only): _

Payment


New membership: Single, 2019-10-07 to 2020-12-31 £20.00
Total: £20.00

[Back](#)[Send For Approval](#)[Cancel](#)

Membership Enquiries

Any queries concerning membership or checkout should be directed to:

Name: Mo Lakin
Email: mascani@outlook.com
Phone: 01283 733333

[Membership Enquiries](#)[www.gsdleague.co.uk](#)Powered by membermojo

To edit click
back



Once you have confirmed your
details, click on Send for Approval

5. Payment

Once your application has been approved (this may take up to a week), you will receive a welcome email and be invited to make the relevant payment.

Members can make secure payments with their PayPal account, credit or debit cards, cheque or bank transfer (please contact Mo Lakin for more information).

When payment has been received, a confirmation email is sent to the member, you will receive a link to sign in to your membership where you have the ability to view and edit your details, see payment history, set a password, view your membership card and add additional membership.



Summary

| | | | |
|-------------------|---------------------------|----------------|--|
| Membership: | Working Dog Branch Joint* | Name: | |
| Membership state: | Active | Email: | |
| Expires on: | Tue 31 Dec 2019 | Linked member: | |

Options

My Details

View or edit your membership details.

[View or Edit Details](#)

Payments

View your payment history.

[View Payments](#)

Password

Set or change your membermojo password.

[Set Password](#)

Membership Card


View or download your membership card for printing.

[View Card](#)

Additional Membership

Create a new membership that shares your email.

[Add Membership](#)

[✉ Membership Enquiries](#)www.gsdleague.co.uk

Powered by [membermojo](#)

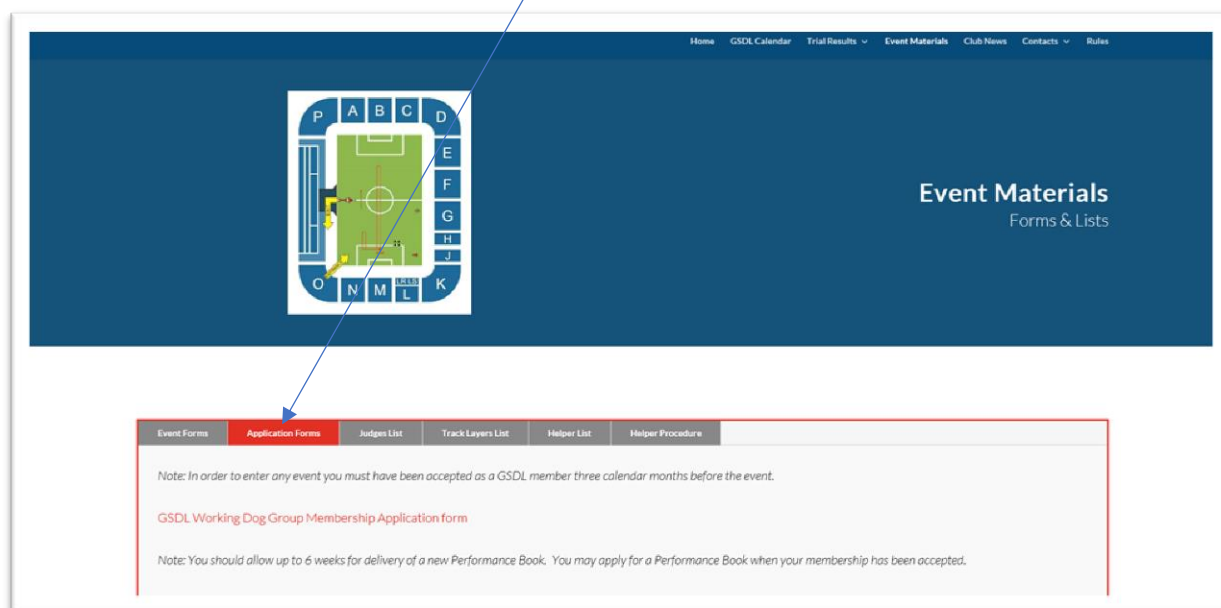
You have now completed your membership with the GSDL and can now complete your application to the Working Dog Branch.

PART 2 – GSDL Working Dog Group Membership

Once you have been approved by the GSDL, you can apply for working dog group (WDG) membership.

1. From the website: www.gsdleague-workingbranch.com/

Click on “Event Materials” and then application forms



Here you will find the relevant form: GSDL Working Dog Group Membership Application Form from 1 October 2019.

This will open into a word document.

The form has been designed so it can be filled in on a computer. Alternatively you can print the form and fill it in by hand. The form is protected so you may only fill in the relevant information into the yellow boxes that expand when you start typing.

The top part of the form is for office use only (shaded in blue) so you are not permitted to type anything in here.

The form is made up of 5 sections for you (as a member) to complete and then Branch Approval is for your branch club to sign.

See example form below:



**GERMAN SHEPHERD DOG LEAGUE OF GB
WORKING DOG GROUP**



**APPLICATION
FOR GSDL WORKING BRANCH MEMBERSHIP**

Complete **ONLY** the unshaded areas below (please note if the form is to be hand written, please use **BLOCK** capitals)

| | | | | | | |
|-----------------|-----------------------|--|-----------------------|--|-----------------|--|
| Office Use Only | GSDL Member confirmed | | WDG Membership Number | | Membership Year | |
|-----------------|-----------------------|--|-----------------------|--|-----------------|--|

1. GSDL Membership

Please Tick in the Box below

| | |
|--|--|
| I/we can confirm I/we have joined or renewed my/our membership with the GSDL via www.membersmojo.co.uk/gddl before submitting this application. <i>Please note WDG membership will be refused if you have not joined or renewed through the GSDL member mojo fit.</i> | |
|--|--|

2. Personal Details

| | | | |
|---|---------------|--------------------|--|
| Application (Delete as Appropriate) | NEW / RENEWAL | Type of Membership | |
| Name (s) | | | |
| Full Postal Address (including postcode) | | | |
| Telephone Number(s) | | | |
| Email Address | | | |
| <i>Please note in the case of a joint Membership, both parties MUST reside at the same address.</i> | | | |

3. Dog(s) to be Trained

| Breed(s) | No | Age(s) | Tattooed? | Microchipped? | Hips X-Rayed? | Elbows X-Rayed? | Vaccinated? |
|----------|----|--------|-----------|---------------|---------------|-----------------|-------------|
| | | | YES / NO | YES / NO | YES / NO | YES / NO | YES / NO |
| | | | YES / NO | YES / NO | YES / NO | YES / NO | YES / NO |
| | | | YES / NO | YES / NO | YES / NO | YES / NO | YES / NO |

4. Subscription – Please note cheques should be made payable to "GSD LEAGUE WORKING DOG BRANCH"

| | |
|---|---|
| Single Membership Fee of £30.00 | £ |
| Joint Membership Fee of £40.00 | £ |
| Senior Membership Fee of £25.00 | £ |
| Joint Senior Membership Fee of £35.00 | £ |
| Family Membership £45.00 or Joint Single & Senior Membership £38.00 or Associate Membership of £15.00 | £ |
| Total Enclosed | £ |

5. Declaration

| | |
|--|---|
| I/We undertake to abide by the Rules and Regulations of the GSDL. I also undertake not to bring any dog that has had or been in contact with a contagious disease within the last six weeks to any Training Session, Event or Competition Organised by the GSDL. | |
| Signature(s) | Dated |
| I declare that I intend to ONLY represent the GSDL at the WUSV/FCI world championship events should I qualify. In the event that I attempt to qualify for the WUSV/FCI world championships through another organisation in the current qualifying season or fail to sign in the box then sponsorship will not be available to me from the GSDL. | <small>Please sign this box if you agree to the statement</small> |

Branch Approval

| | | | |
|--|--|-------|--|
| <i>Branch Approval – This form MUST be signed by the Branch/Group Trainer and countersigned by another officer of the Branch at which you will normally train – all GSDL members must be members of a recognised GSDL Working Branch</i> | | | |
| Signature of Trainer | | | |
| Print Name | | Dated | |
| Signature of Officer | | | |
| Print Name | | Dated | |


The GSDL Working Dog Committee Reserves the right to refuse membership.

PLEASE SEND THIS FORM ALONG WITH THE CORRECT FEE TO THE BRANCH MEMBERSHIP SECRETARY:
DOROTHY S BANNERMAN, "FLORISTON" 2 MILL ROAD, NEWMILNS Ayrshire, KA16 9BQ

2. Complete the 5 steps on the GSDL WDG Application Form

1. GSDL Membership

Please Tick in the box below

| | |
|---|---|
| <p>I/we can confirm I/we have joined or renewed my/our membership with the GSDL via www.membermojo.co.uk/gsd before submitting this application. <i>Please note WDG membership will be refused if you have not joined or renewed through the GSDL member mojo first.</i></p> |  |
|---|---|

You MUST tick the box above to confirm you have joined the GSDL through the member mojo. Failure to do this will result in your application being turned down.

Cross out
renewal

Enter the type of membership
you are applying for here:
Single, Joint, Senior, Joint
Senior, Family, Joint Single &
Senior or Associate

2. Personal Details

| Application <i>(Delete as Appropriate)</i> | | NEW / RENEWAL | Type of Membership |
|--|----------------------------------|--------------------------|--------------------|
| Name (s) | Mr Joe Bloggs | | SINGLE |
| Full Postal Address <i>(including postcode)</i> | 1 East Way Westeros W1 1AA | | |
| Telephone Number(s) | 07123 4567890 | N/A | |
| Email Address | JoeBloggs@email.com | N/A | |
| Please note in the case of a joint Membership, both parties MUST reside at the same address. | | | |

Enter your name, your full postal
address including postcode, a
telephone number and an email
address

In the case of a joint application,
please enter the other persons
details here. If not type N/A
REMEMBER for joint members they
MUST reside at the same address

3. Dog(s) to be Trained

| Breed(s) | No | Age(s) | Tattooed? | Microchipped? | Hips X-Rayed? | Elbows X-Rayed? | Vaccinated? |
|----------|-----|------------------|-----------|---------------|---------------|-----------------|-------------|
| GSD | 2 | 1 year & 5 years | ■ / NO | YES / ■ | YES / ■ | YES / ■ | YES / ■ |
| N/A | N/A | N/A | YES / NO | YES / NO | YES / NO | YES / NO | YES / NO |
| N/A | N/A | N/A | YES / NO | YES / NO | YES / NO | YES / NO | YES / NO |

For each dog, you wish to train at your branch club, you must enter, the breed, the number of dogs and their ages

And let us know, if they have been tattooed, microchipped, x-rayed and vaccinated by deleting the wrong answer

Any empty boxes, please cross through them or write N/A.

4. Subscription

| | |
|---|----------------|
| Single Membership Fee of £30.00 | £ 30.00 |
| Joint Membership Fee of £40.00 | £ 0.00 |
| Senior Membership Fee of £25.00 | £ 0.00 |
| Joint Senior Membership Fee of £35.00 | £ 0.00 |
| Family Membership £45.00 or Joint Single & Senior Membership £38.00 or Associate Membership of £15.00 | £ 0.00 |
| Total Enclosed | £ 30.00 |

Insert the amount here

and total it up here

Please make sure cheques are payable to: **GSD LEAGUE WORKING DOG BRANCH**

We are always looking at ways to improve our service and we hope to have an alternative Payment option available in the near future.

TOTAL SUBSCRIPTIONS FROM October 2019 are as follows:

Single membership – GSDL £20 + GSDL WDG £30 = £50

Joint membership – GSDL £25 + GSDL WDG £40 = £65

Family membership – GSDL £25 + GSDL WDG £45 = £70

Senior membership – GSDL £7.50 + GSDL WDG £25 = £32.50

Joint senior membership – GSDL £20 + GSDL WDG £35 = £55

Joint single and senior membership – GSDL £20 + £ 7.50 + GSDL WDG £38 = £65.50

5. Declaration

| | |
|---|--|
| I/We undertake to abide by the Rules and Regulations of the GSDL. I also undertake not to bring any dog that has had or been in contact with a contagious disease within the last six weeks to any Training Session, Event or Competition Organised by the GSDL | |
| Signature(s) | Dated |
| I declare that I intend to ONLY represent the GSDL at the WUSV/FCI world championship events should I qualify. In the event that I attempt to qualify for or represent another organisation in the current qualifying season or fail to sign in the box then sponsorship will not be available to me from the GSDL. | Please sign this box if you agree to the statement |

Please read and sign the declaration to abide by the rules and regulations & date it.

These can be found on our website:

www.gsdlleague-workingbranch.com/information/
and include:

GSDL WD Constitution

Current Years GSDL WD Rules

GSDL WD Complaints & Disciplinary Procedure

Please read the participants declaration and sponsorship agreement and if you agree PLEASE SIGN IN THE BOX.

Please note if the box is not signed you will not be eligible for sponsorship for that coming year.

Branch Approval

| | | | |
|--|--|-------|--|
| Branch Approval – This form MUST be signed by the Branch/Group Trainer and countersigned by another officer of the Branch at which you will normally train – all GSDL members must be members of a recognised GSDL Working Branch | | | |
| Signature of Trainer | | | |
| Print Name | | Dated | |
| Signature of Officer | | | |
| Print Name | | Dated | |

The final section must be completed by your branch club, it must be signed off by the head trainer and one of the other officers of the branch club, for example the secretary, treasurer or chairman. They must print their name and date the form.

Once the form is complete, it may be posted to the membership secretary, along with the relevant payment: DOROTHY S BANNERMAN, 'FLORISTON' 2 MILL ROAD, NEWMILNS AYRSHIRE, KA16 9BQ

Please note the GSDL Working Dog Committee reserves the right to refuse membership.

SECTION 2 – RENEWING A WDG MEMBERSHIP

PART 1 – GSDL Membership

Membership must be renewed annually prior to 31st December.

1. Log on to the GSDL Member Mojo: www.membermojo.co.uk/gsd

Welcome Screen

GSDLeague
100
1919-2019

Welcome to German Shepherd Dog League of Great Britain

GSDL
of Great Britain
WUSV member

British Regional Group
WUSV - GSDL

General Membership Secretary
Mo Lakin - see panel on right hand side for contact details

Please note that Working Group Members must join / renew with the GSD League and then must join / renew their Working Dog Membership through their club secretary - see the Working Dog Group website for more details.
Working Dog Group Website - [click here](#)

Contact Us

Mo Lakin
✉ mascani@outlook.com
☎ [01283 733333](tel:01283733333)
🌐 www.gsdleague.co.uk

Memberships

| | |
|--------------------------------------|--------|
| Single | £20 |
| Joint | £25 |
| Senior (over 65) | £7.50 |
| Joint Senior (both over 65) | £15 |
| Single with Breeders Directory | £25 |
| Joint with Breeders Directory | £30 |
| Senior with Breeders Directory | £12.50 |
| Joint Senior with Breeders Directory | £20 |

Expires 31/12/2020
Membership requires approval

Join Us / Renew

Payment: PayPal, card, Bank Transfer or Cheque.

Facebook posts are disabled due to cookie preferences.

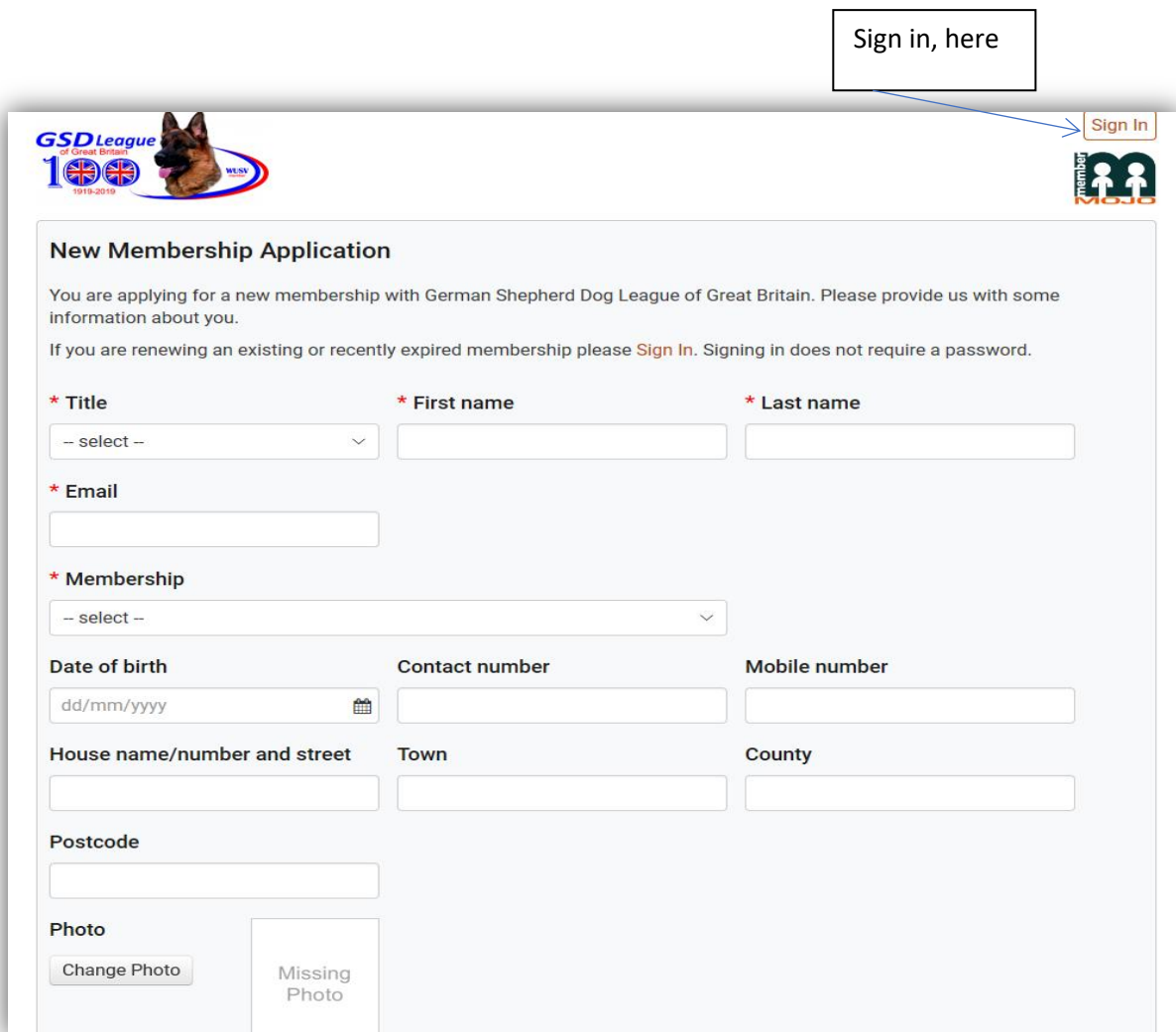
Membership Enquiries www.gsdleague.co.uk Powered by membermojo

Click here

As there are six (6) types of GSDL-WDG membership available, but only 4 GSDL memberships, if you are applying for "Family" choose Joint GSDL £25 from the above and for Joint Single & Senior choose Single GSDL £20 + Senior GSDL £7.50 from the options.

2. Sign in

Sign in, here



GSD League of Great Britain
100 1919-2019

Sign In

New Membership Application

You are applying for a new membership with German Shepherd Dog League of Great Britain. Please provide us with some information about you.

If you are renewing an existing or recently expired membership please [Sign In](#). Signing in does not require a password.

*** Title** *** First name** *** Last name**

-- select --

*** Email**

*** Membership**

-- select --

Date of birth **Contact number** **Mobile number**

dd/mm/yyyy

House name/number and street **Town** **County**

Postcode

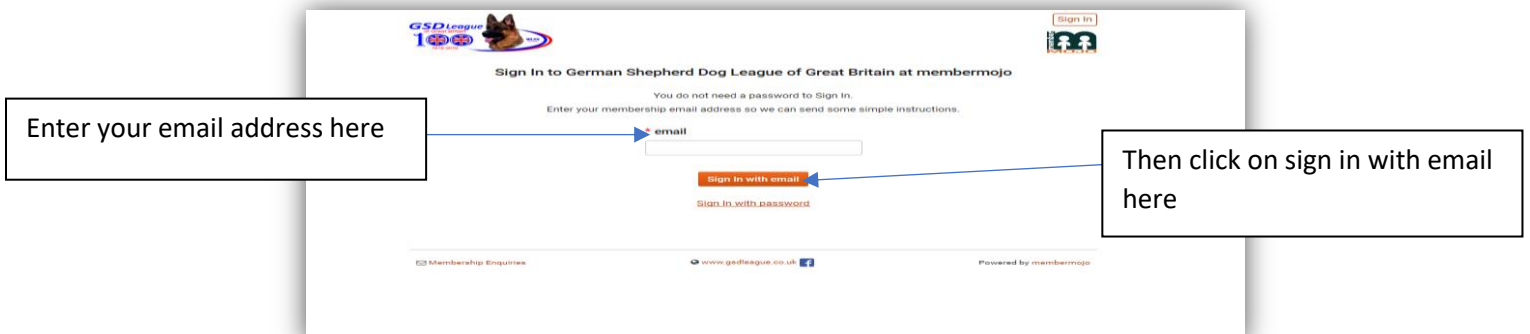
Photo

Change Photo

Missing Photo

3. Enter your email address which you have provided to the GSDL WDG and click on sign in with email. If you have not provided an email address on any previous renewal then you need to contact Mo Lakin and advise her of your email address so she can add it to your profile to enable you to login. You will already have an account set up so you do not need to apply for a new membership.

Enter your email address here



Sign In

Sign In to German Shepherd Dog League of Great Britain at membermojo

You do not need a password to Sign In.
Enter your membership email address so we can send some simple instructions.

email

Sign in with email

[Sign in with password](#)

© Membership Enquiries www.gsdleague.co.uk Powered by membermojo

Then click on sign in with email here

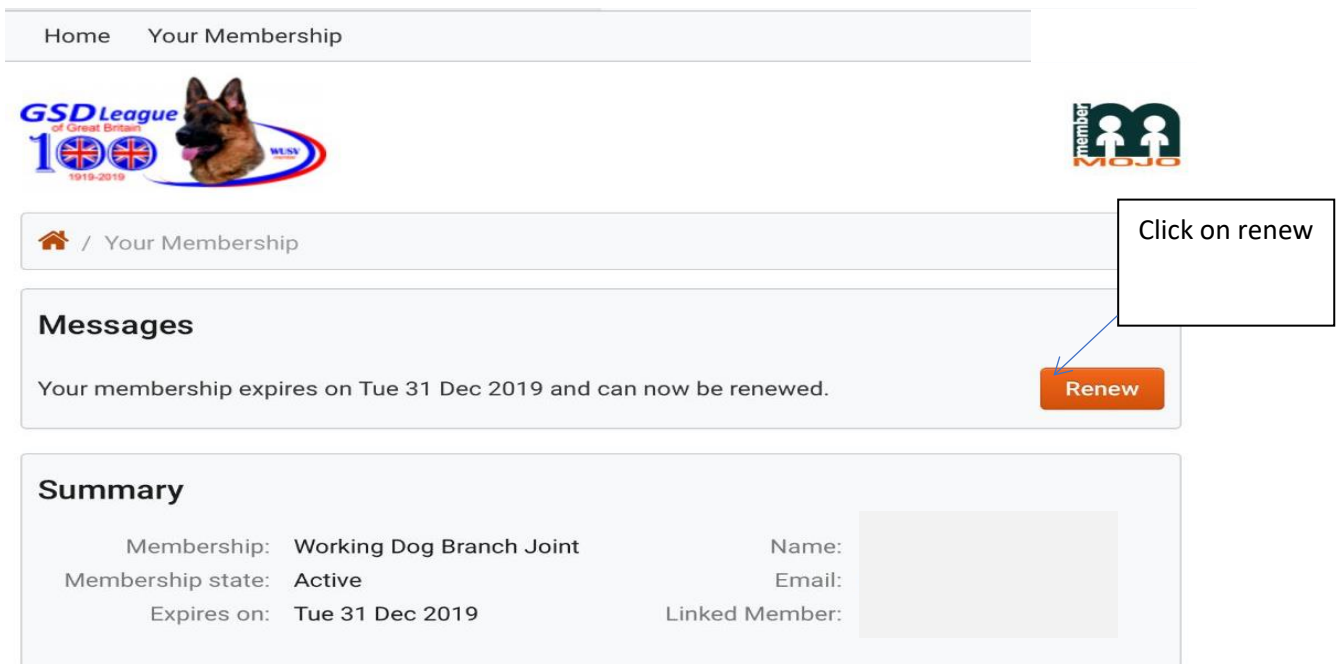
You will receive a message telling you an email has been sent which is only valid for 2 hours



4. Log on to your emails

Click on the link in the email and this will take you straight to the renewal page.

Please note in the case of joint memberships, only one member can renew on behalf of both members. If you receive a reply saying “NOT Membership Owner” please try again using the other members email.



5. Membership Renewal

Please complete and missing information, or update with the correct details.

The memberships are as follows:

Single £20

Single with Breeders Directory £25

Joint £25

Joint with Breeders Directory £30

Senior (over 65) £7.50

Senior with Breeders Directory £12.50

Joint Senior (both over 65) £15

Joint Senior with Breeders Directory £20



Membership Renewal

The membership for is due for renewal. Please review the details then click **Next**.

To view other membership actions click [here](#).

Title

Mr

* First name

* Last name

* Email

Select the required membership from the drop down

* Membership

-- select --

Date of birth

Contact number

Mobile number

House name/number and street

Town

County

Postcode

Photo

Change Photo

Missing

If you have selected a "breeders directory" membership please include your kennel name here

Breeder's Directory

The Breeders Directory costs £5 per year and is displayed on our website and published in our magazine. If you have chosen membership which includes subscription to the breeders directory please insert your affix here

☐ **Magazine**

Your bi-annual magazine will be sent to you by post to the address in your membership details. Please be sure to keep it up to date. If you would prefer to receive your magazine by e-mail in PDF format please select yes here.

If you prefer to receive your magazine by email, please tick this box

As a working dog group member, please tick this box

☐ **Are you a Working Dog Group Member?**

Working Dog Group Members must apply for / renew their membership directly with the Working Dog Group Membership Secretary - please see the WDG website for details. If you are a WDG member please select yes here - this will help us and the WDG to communicate directly with you using the e-mail address in your membership details and your magazine will be distributed through your club secretary unless you have opted for a PDF magazine <https://www.gsdleague-workingbranch.com/>

*** Members Interests - I am active in / interested in:**

- ☐ Breeding
- ☐ Showing
- ☐ IPO
- ☐ Agility
- ☐ Herding
- ☐ Obedience

Please tell us a little about your connection with the GSD so we can keep in touch with you about activities which may be of particular interest to you.

Select one activity you are interested in:
IPO

If you would like to make a donation, please enter the amount here

The screenshot shows a form with the following elements: a 'Donation (£)' label above an empty input field; a checkbox labeled '* Membership Rules and Regulations' with a red asterisk; a line of text below the checkbox stating 'I / We agree to be bound by the rules, regulations and constitution of the German Shepherd Dog League of Great Britain'; a label 'Email 2 (mailing list only)' above another empty input field; and two buttons at the bottom right, 'Next' (orange) and 'Cancel' (red). Blue arrows point from external text boxes to the 'Donation (£)' label, the checkbox, and the 'Next' button.

To proceed you MUST tick the membership Rules and Regulations, these can be found on the GSDL website under the heading THE GSDL and include:

GSDL Code of Ethics

GSDL Constitution

GSDL Privacy Policy

GSDL Social Media Policy

Once the form is complete, click on NEXT

If you have a linked member, for example for a joint membership you will then be asked to update that members details before you can continue.

6. Confirm your details

You will then be asked to check and confirm your details before payment.

7. Payment


Approval is granted immediately for renewals, but is pending until payment has been received, members can make secure payments with their PayPal account, debit / credit card, bank transfer or cheque. (contact Mo Lakin for more information).

You will then receive a thank you for renewing confirming your choice of payment, please follow the instructions given.

Confirmation will also be sent to your email.

8. Your Membership

You can sign in at any time and update your membership details as below

 / Your Membership

Messages

Your membership expires on Tue 31 Dec 2019 and can now be renewed.

[Renew](#)

Summary

| | | | |
|-------------------|--------------------------|----------------|--|
| Membership: | Working Dog Branch Joint | Name: | |
| Membership state: | Active | Email: | |
| Expires on: | Tue 31 Dec 2019 | Linked Member: | |

Options

My Details

View or edit your membership details.

[View or Edit](#)

Payments

View your payment history.

[View Payments](#)

Password

Set or change your membermojo password.

[Set Password](#)

Membership Card

View or download your membership card for printing.

[View Card](#)

Additional Membership

Start a new membership that shares your email.

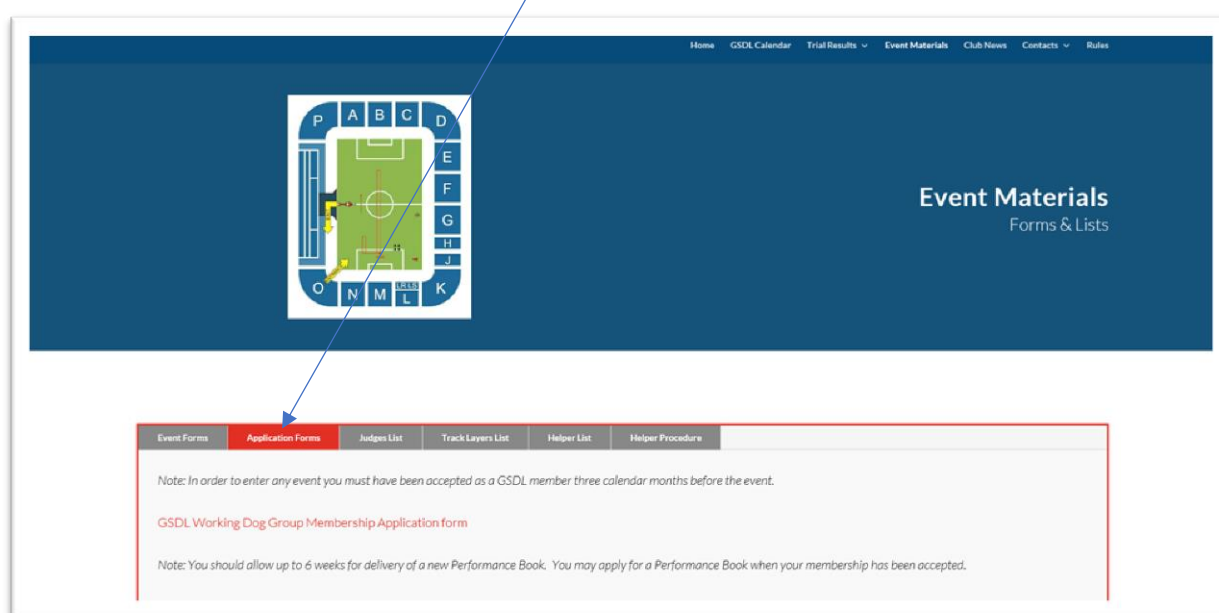
[New Membership](#)

PART 2 – Renewing your GSDL Working Dog Group Membership (By 31st December)

Once you have renewed with the GSDL through the membermojo system (as shown in Section 2 part 1) you can complete your renewal application for the working dog group (WDG) membership.

1. From the website: www.gsdleague-workingbranch.com/

Click on “Event Materials” and then application forms



Here you will find the relevant form: GSDL Working Dog Group Membership Application Form from 1 October 2019.

This will open into a word document.

The form has been designed so it can be filled in on a computer, alternatively you can print it out and fill it in by hand. The form is protected so you may only fill in the relevant information into the yellow boxes that expand when you start typing.

The top part of the form is for office use only (shaded in blue) so you are not permitted to type anything in here.

The form is made up of 5 sections for you (as a member) to complete and then Branch Approval is for your branch club to sign. See example form below:



**GERMAN SHEPHERD DOG LEAGUE OF GB
WORKING DOG GROUP
APPLICATION
FOR GSDL WORKING BRANCH MEMBERSHIP**



Complete **ONLY** the unshaded areas below (please note if the form is to be hand written, please use **BLOCK** capitals)

| | | | | | | |
|-----------------|-----------------------|--|-----------------------|--|-----------------|--|
| Office Use Only | GSDL Member confirmed | | WDG Membership Number | | Membership Year | |
|-----------------|-----------------------|--|-----------------------|--|-----------------|--|

1. GSDL Membership

Please Tick in the Box Below

| | |
|--|--|
| I/we can confirm I/we have joined or renewed my/our membership with the GSDL via www.membership.co.uk/gsd/ before submitting this application. Please note WDG membership will be refused if you have not joined or renewed through the GSDL member mojo fat | |
|--|--|

2. Personal Details

| | | |
|--|---------------|--------------------|
| Application (Delete as Appropriate) | NEW / RENEWAL | Type of Membership |
| Name (s) | | |
| Full Postal Address (including postcode) | | |
| Telephone Number(s) | | |
| Email Address | | |
| <small>Please note in the case of a joint Membership, both parties MUST reside at the same address.</small> | | |

3. Dog(s) to be Trained

| Breed(s) | No | Age(s) | Tattooed? | Microchipped? | Hips X-Rayed? | Elbows X-Rayed? | Vaccinated? |
|----------|----|--------|-----------|---------------|---------------|-----------------|-------------|
| | | | YES / NO | YES / NO | YES / NO | YES / NO | YES / NO |
| | | | YES / NO | YES / NO | YES / NO | YES / NO | YES / NO |
| | | | YES / NO | YES / NO | YES / NO | YES / NO | YES / NO |

4. Subscription – Please note cheques should be made payable to "GSD LEAGUE WORKING DOG BRANCH"

| | |
|---|---|
| Single Membership Fee of £30.00 | £ |
| Joint Membership Fee of £40.00 | £ |
| Senior Membership Fee of £25.00 | £ |
| Joint Senior Membership Fee of £35.00 | £ |
| Family Membership £45.00 or Joint Single & Senior Membership £38.00 or Associate Membership of £15.00 | £ |
| Total Enclosed | £ |

5. Declaration

| | |
|--|-------|
| I/We undertake to abide by the Rules and Regulations of the GSDL. I also undertake not to bring any dog that has had or been in contact with a contagious disease within the last six weeks to any Training Session, Event or Competition Organised by the GSDL. | |
| Signature(s) | Dated |
| I declare that I intend to ONLY represent the GSDL at the WUSV/FCI world championship events should I qualify. In the event that I attempt to qualify for the WUSV/FCI world championships through another organisation in the current qualifying season or fail to sign in the box then sponsorship will not be available to me from the GSDL. | |

Branch Approval

| | | | |
|---|-------|--|--|
| Branch Approval – This form MUST be signed by the Branch/Group Trainer and countersigned by another officer of the Branch at which you will normally train – all GSDL members must be members of an recognised GSDL Working Branch | | | |
| Signature of Trainer | | | |
| Print Name | Dated | | |
| Signature of Officer | | | |
| Print Name | Dated | | |


The GSDL Working Dog Committee Reserves the right to refuse membership

PLEASE SEND THIS FORM ALONG WITH THE CORRECT FEE TO THE BRANCH MEMBERSHIP SECRETARY:
DOROTHY S BANNERMAN, 'FLOWISTON' 2 MILL ROAD, NEWMILNS Ayrshire, KA16 9BQ

2. Complete the 5 steps on the GSDL WDG Application Form

1. GSDL Membership

Please Tick in the box below

| | |
|--|---|
| <p>I/we can confirm I/we have joined or renewed my/our membership with the GSDL via www.membermojo.co.uk/gsd before submitting this application. Please note WDG membership will be refused if you have not joined or renewed through the GSDL member mojo first.</p> |  |
|--|---|

You MUST tick the box above to confirm you have renewed with the GSDL through the member mojo. Failure to do this will result in your application being refused.

Cross out
renewal

Enter the type of membership
you are applying for here:
Single, Joint, Senior, Joint
Senior, Family, Joint Single &
Senior or Associate

2. Personal Details

| Application (Delete as Appropriate) | NEW / RENEWAL | Type of Membership | SINGLE |
|--|----------------------------------|--------------------|--------|
| Name (s) | Mr Joe Bloggs | N/A | |
| Full Postal Address (including postcode) | 1 East Way Westeros W1 1AA | | |
| Telephone Number(s) | 07123 4567890 | N/A | |
| Email Address | JoeBloggs@email.com | N/A | |
| Please note in the case of a joint Membership, both parties MUST reside at the same address. | | | |

Enter your name, your full postal
address including postcode, a
telephone number and an email
address

In the case of a joint application,
please enter the other persons
details here. If not type N/A
REMEMBER for joint members they
MUST reside at the same address

3. Dog(s) to be Trained

| Breed(s) | No | Age(s) | Tattooed? | Microchipped? | Hips X-Rayed? | Elbows X-Rayed? | Vaccinated? |
|----------|-----|------------------|-----------|---------------|---------------|-----------------|-------------|
| GSD | 2 | 1 year & 5 years | ■ / NO | YES / ■ | YES / ■ | YES / ■ | YES / ■ |
| N/A | N/A | N/A | YES / NO | YES / NO | YES / NO | YES / NO | YES / NO |
| N/A | N/A | N/A | YES / NO | YES / NO | YES / NO | YES / NO | YES / NO |

For each dog, you wish to train at your branch club, you must enter, the breed, the number of dogs and their ages

And let us know, if they have been tattooed, microchipped, x-rayed and vaccinated by deleting the wrong answer

Any empty boxes, please cross through them or write N/A.

4. Subscription

| | |
|---|----------------|
| Single Membership Fee of £30.00 | £ 30.00 |
| Joint Membership Fee of £40.00 | £ 0.00 |
| Senior Membership Fee of £25.00 | £ 0.00 |
| Joint Senior Membership Fee of £35.00 | £ 0.00 |
| Family Membership £45.00 or Joint Single & Senior Membership £38.00 or Associate Membership of £15.00 | £ 0.00 |
| Total Enclosed | £ 30.00 |

Insert the amount here

and total it up here

Please make sure cheques are payable to: **GSD LEAGUE WORKING DOG BRANCH**

We are always looking at ways to improve our service and we hope to have an alternative payment option available in the near future.

TOTAL SUBSCRIPTIONS FROM October 2019 are as follows:

Single membership – GSDL £20 + GSDL WDG £30 = £50

Joint membership – GSDL £25 + GSDL WDG £40 = £65

Family membership – GSDL £25 + GSDL WDG £45 = £70

Senior membership – GSDL £7.50 + GSDL WDG £25 = £32.50

Joint senior membership – GSDL £20 + GSDL WDG £35 = £55

Joint single and senior membership – GSDL £20 + £7.50 + GSDL WDG £38 = £65.50

5.Declaration

| | |
|---|--|
| I/We undertake to abide by the Rules and Regulations of the GSDL. I also undertake not to bring any dog that has had or been in contact with a contagious disease within the last six weeks to any Training Session, Event or Competition Organised by the GSDL | |
| Signature(s) | Dated |
| I declare that I intend to ONLY represent the GSDL at the WUSV/FCI world championship events should I qualify. In the event that I attempt to qualify for or represent another organisation in the current qualifying season or fail to sign in the box then sponsorship will not be available to me from the GSDL. | Please sign this box if you agree to the statement |

Please read and sign the declaration to abide by the rules and regulations & date it.

These can be found on our website:

www.gsdlleague-workingbranch.com/information/
and include:

GSDL WD Constitution

Current Years GSDL WD Rules

GSDL WD Complaints & Disciplinary Procedure

Please read the participants declaration and sponsorship agreement and if you agree PLEASE SIGN IN THE BOX.

Please note if the box is not signed you will not be eligible for sponsorship for that coming year.

Branch Approval

| | | | |
|--|--|-------|--|
| Branch Approval – This form MUST be signed by the Branch/Group Trainer and countersigned by another officer of the Branch at which you will normally train – all GSDL members must be members of a recognised GSDL Working Branch | | | |
| Signature of Trainer | | | |
| Print Name | | Dated | |
| Signature of Officer | | | |
| Print Name | | Dated | |

The final section must be completed by your branch club, it must be signed off by the head trainer and one of the other officers of the branch club, for example the secretary, treasurer or chairman. They must print their name and date the form.

Once the form is complete, it may be posted to the membership secretary, along with the relevant payment: DOROTHY S BANNERMAN, 'FLORISTON' 2 MILL ROAD, NEWMILNS AYRSHIRE, KA16 9BQ

Please note the GSDL Working Dog Committee reserves the right to refuse membership.